

CLASIC DECUPAJ ROTUND

- Cea mai largă gamă de aplicații permite soluții individuale la acoperirea acoperișului
- Ideală pentru renovare și construcții noi
- Formă elegantă, discretă și atemporală pentru suprafețele de acoperiș de frumusețe clasică
- Soluționează în mod optic peisajele de acoperișuri
- Spectru larg de culori și suprafețe

DATE TEHNICE

Mărime (aprox.)	180 x 380 x 14 mm
Lățime de acoperire max. (aprox.)	180 mm
Dist. min. șipci (aprox.)	145 mm
Lungime acoperire medie aprox.	155 mm
Dist. max. șipci (aprox.)	165 mm
Necesar min. de țigle (aprox.)	33.6 buc/m ²
Necesar mediu de țigle (aprox.)	36 buc/m ²
Greutate/unitate de produs - buc. (aprox.)	1.8 Kg/buc
greutate per m ² (aprox.)	64.8 kg/m ²
greutate per pallet (aprox.)	927 Kg
Buc. per mini-pack	8 bucata
Buc per palet	480 bucata



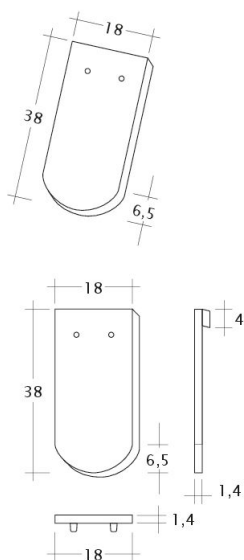
DSC/ISC VALORI

DSC/ISC VALORI IN MM PENTRU SIPCA 30X50.										
Necesar țiglă de coamă (aprox.)	DN	20°	25°	30°	35°	40°	45°	50°	55°	60°
BG 3.0 buc/m	LAF	90	85	80	80	80	75	75	80	85
BMK 3.0 buc/m	LAF			60	60	55	55	50	50	45
BMZ 2.7 buc/m	LAF	90	85	80	75	75	75	75	80	80
BM 3.0 buc/m	LAF	90	85	80	80	80	75	75	85	85
BZ 3.0 buc/m	LAF	90	85	80	75	75	75	75	80	

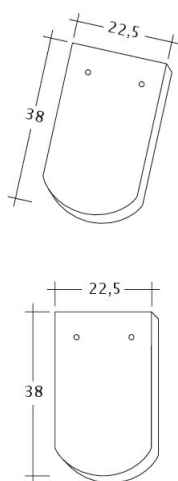
DSC/ISC VALORI IN MM PENTRU SIPCA 40X60.										
Necesar țiglă de coamă (aprox.)	DN	20°	25°	30°	35°	40°	45°	50°	55°	60°
BG 3.0 buc/m	LAF	85	80	75	75	75	65	60	65	70
BMK 3.0 buc/m	LAF			55	55	50	45	35		
BMZ 2.7 buc/m	LAF	85	80	75	70	70	65	60	65	65
BM 3.0 buc/m	LAF	85	80	75	75	75	65	60	70	70
BZ 3.0 buc/m	LAF	85	80	75	70	70	65	60	65	

DSC/ISC VALORI IN MM PENTRU SIPCA 50X50.										
Necesar țiglă de coamă (aprox.)	DN	20°	25°	30°	35°	40°	45°	50°	55°	60°
BG 3.0 buc/m	LAF	80	75	70	65	65	55	50	55	55
BMK 3.0 buc/m	LAF			50	45	40	35	25		
BMZ 2.7 buc/m	LAF	80	75	70	60	60	55	50	55	50
BM 3.0 buc/m	LAF	80	75	70	65	65	55	50	60	55
BZ 3.0 buc/m	LAF	80	75	70	60	60	55	50	55	



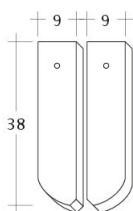
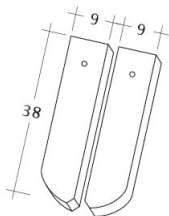


Desen tehnic produs KLASSIK 1-1

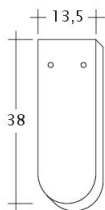
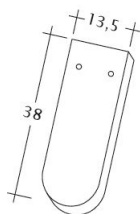


Desen tehnic produs KLASSIK 1-1-4



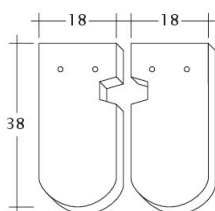
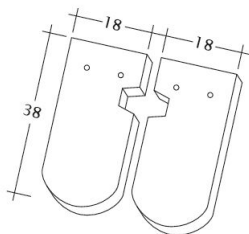


Desen tehnic produs KLASSIK 1-2

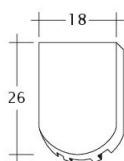
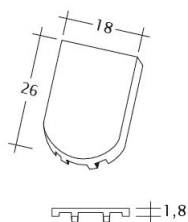


Desen tehnic produs KLASSIK 3-4



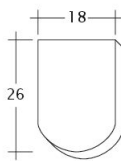
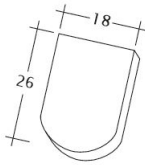


Desen tehnic produs KLASSIK Ausschnitt-LUEFTZ

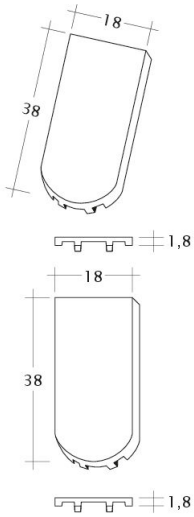


Desen tehnic produs KLASSIK FALZ



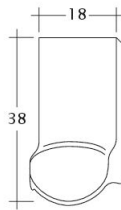
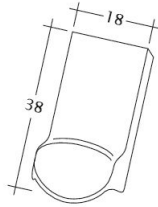


Desen tehnic produs KLASSIK Firstanschluss

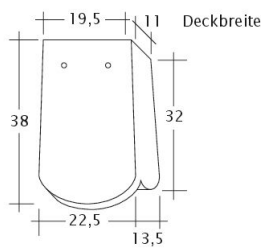
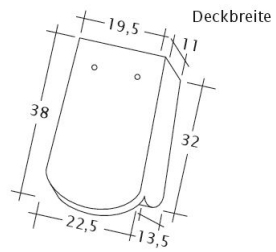


Desen tehnic produs KLASSIK Flaechenluefter



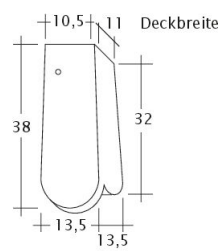
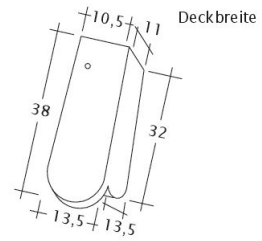


Desen tehnic produs KLASSIK LUEFTZ

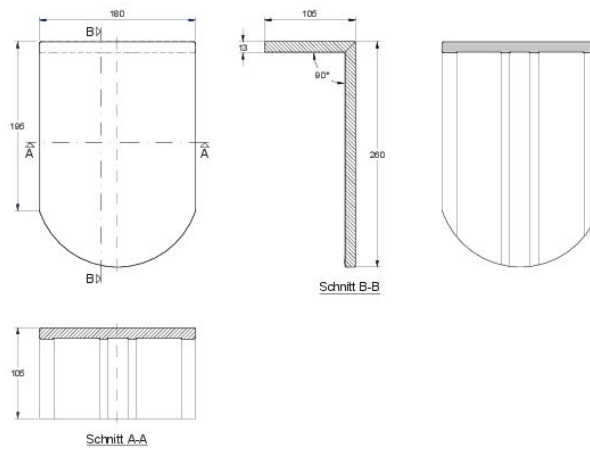


Desen tehnic produs KLASSIK OG-1-1-4



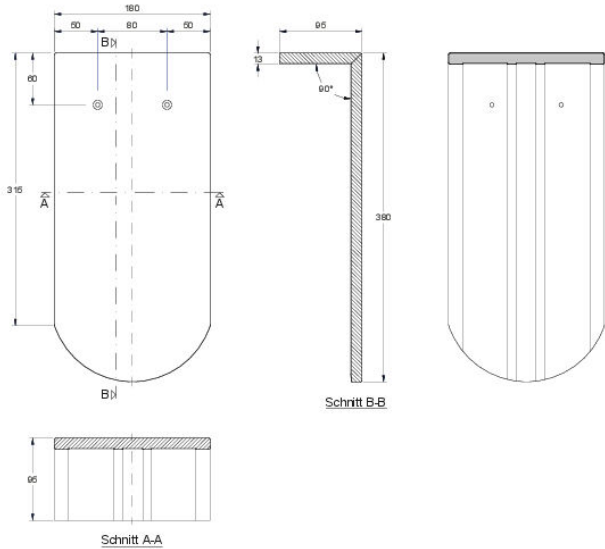


Desen tehnic produs KLASSIK OG-3-4

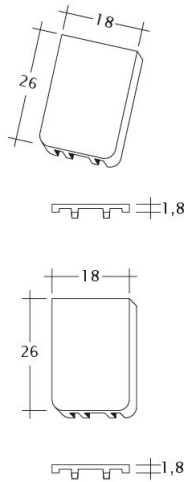


Desen tehnic produs KLASSIK PULT-kurz



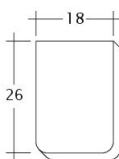
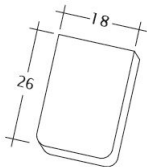


Desen tehnic produs KLASSIK PULT-lang

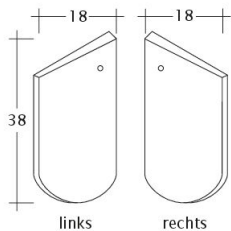
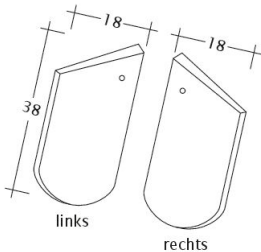


Desen tehnic produs KLASSIK Traufleuefter



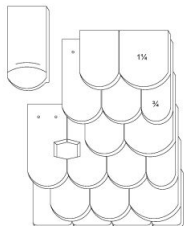


Desen tehnic produs KLASSIK Traufziegel

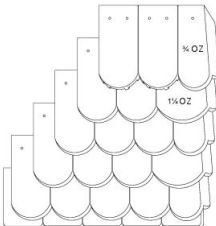


Desen tehnic produs KLASSIK Unterlaeuffer



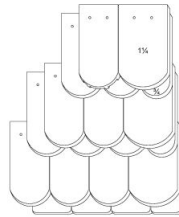


Desen tehnic produs KLASSIK OGAusbildung-Doppeldeckung-3-4-1-1-4-Traufziegel

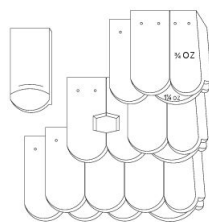


Desen tehnic produs KLASSIK OGAusbildung-Doppeldeckung-mit-OG-3-4-1-1-4-Traufziegel



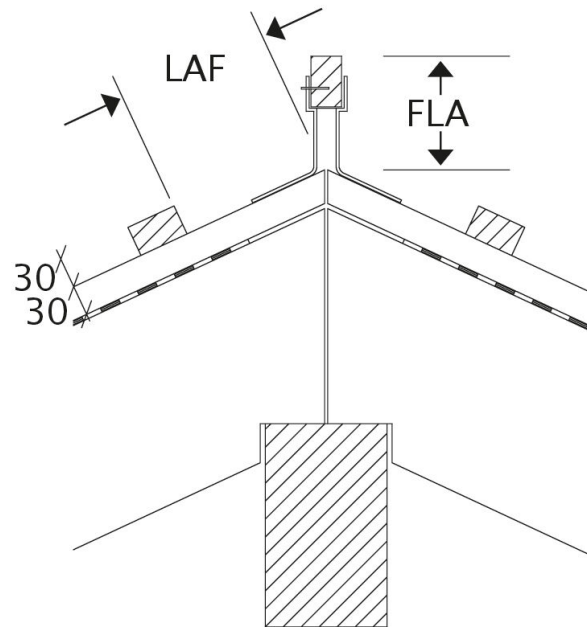


Desen tehnic produs KLASSIK OGAusbildung-Kronendeckung-3-4-1-1-4-Traufziegel



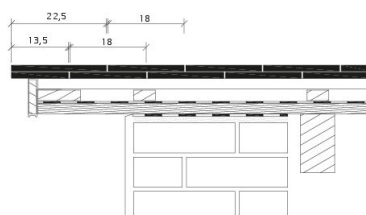
Desen tehnic produs KLASSIK OGAusbildung-Kronendeckung-mit-OG-3-4-1-1-4





Desen tehnic produs toate modelele LAF-FLA

**Ortgang mit Biberschwanzziegel
1 1/4 und 3/4 und Ortgangbrett***

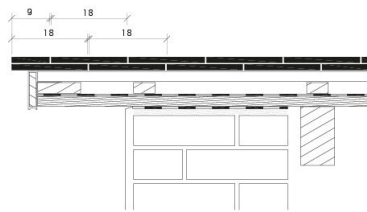


* Laut dem Regelwerk des ZVDH soll bei Ortgangziegeln der Abstand zwischen Innenkante Ortganglappen und Außenkante Giebelwand bzw. Außenkante Bekleidung mindestens 1 cm betragen.

Desen tehnic produs KLASSIK Țigla laterală stânga Ortgangausbildung-Biberschwanzziegel-3-4-1-4-Ortgangbrett



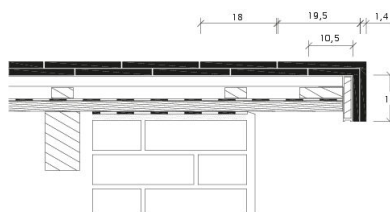
Ortgang mit Biberschwanzziegel
1/1 und 1/2 mit Ortgangbrett*



* Laut dem Regelwerk des ZVDH soll bei Ortgangziegeln der Abstand zwischen Innenkante Ortganglappen und Außenkante Giebelwand bzw. Außenkante Bekleidung mindestens 1 cm betragen.

Desen tehnic produs KLASSIK Țiglă laterală stânga Ortgangausbildung-mit-Biberschwanzziegeln-1-1-2-Ortgangbrett

Ortgang mit „KLASSIK“ Biberschwanzziegel
Ortgangziegel 1 1/4 und 3/4*

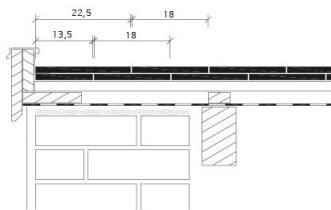


* Laut dem Regelwerk des ZVDH soll bei Ortgangziegeln der Abstand zwischen Innenkante Ortganglappen und Außenkante Giebelwand bzw. Außenkante Bekleidung mindestens 1 cm betragen.

Desen tehnic produs KLASSIK Țiglă laterală dreapta KLASSIK-3-4-1-4-Ortgang



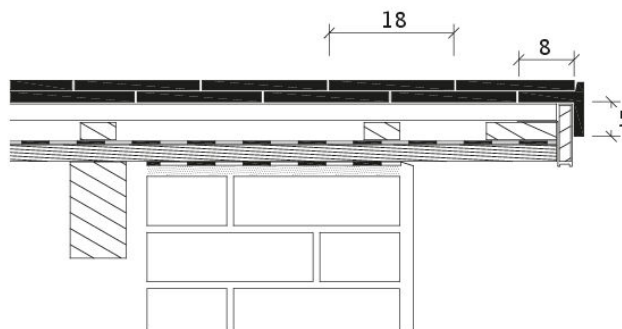
Ortgang mit Biberschwanzziegel
1 ¼ und ¾ und Nockenanschluss*



* Laut dem Regelwerk des ZVDH soll bei Ortgangziegeln der Abstand zwischen Innen-ante Ortganglappen und Außen-ante Giebelwand bzw. Außen-ante Bekleidung mindestens 1 cm betragen.

Desen tehnic produs KLASSIK OG-Ausbildung-Biber-3-4-1-4-Nockenanschluss

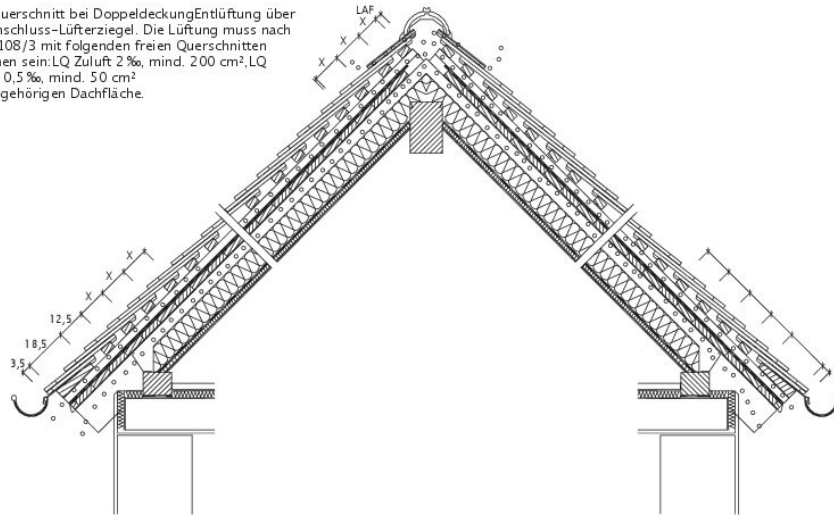
Ortgang mit Schiebe-Ortgang ½



Desen tehnic produs KLASSIK Schiebeortgang-1-2

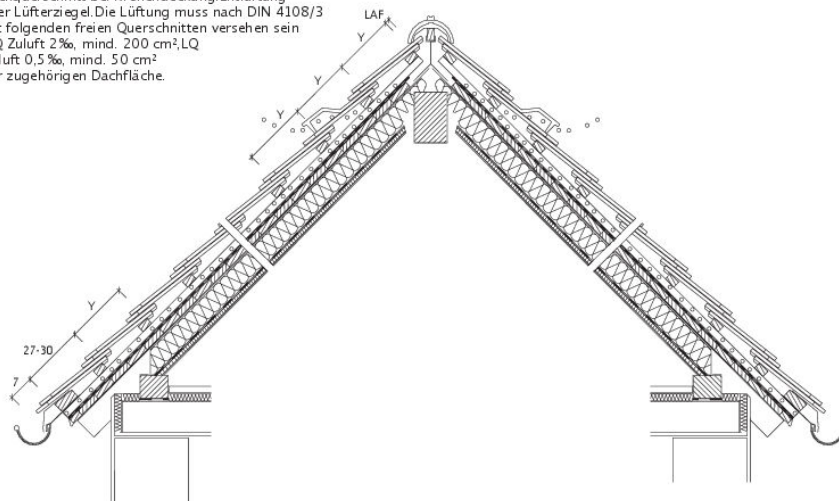


Dachquerschnitt bei Doppeldeckung-Entlüftung über Firstanschluss-Lüfterziegel. Die Lüftung muss nach DIN 4108/3 mit folgenden freien Querschnitten versehen sein: LQ Zuluft 2 ‰, mind. 200 cm²; LQ Abluft 0,5 ‰, mind. 50 cm² der zugehörigen Dachfläche.



Desen tehnic produs KLASSIK DQF Doppeldeckung-FALZ

Dachquerschnitt bei Kronendeckung-Entlüftung über Lüfterziegel. Die Lüftung muss nach DIN 4108/3 mit folgenden freien Querschnitten versehen sein: LQ Zuluft 2 ‰, mind. 200 cm²; LQ Abluft 0,5 ‰, mind. 50 cm² der zugehörigen Dachfläche.



Desen tehnic produs KLASSIK DQF Kronendeckung-Luefter

